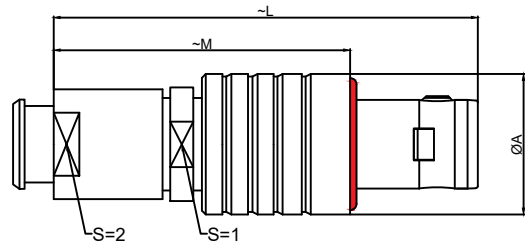


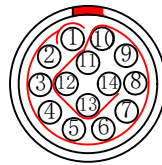
1.View and size(视图及尺寸)

| Main technical indicators(主要技术指标) | |
|-----------------------------------|--|
| 1.Mating (插拔次数) | 5000 |
| 2.Working Temperature (温度) | -55~+150 °C |
| 3.IP Rating (防护级别) | IP 54 |
| 4.Diameter of socket end(插合端直径) | φ0.5 |
| 5.Testing Voltage (测试电压) | 800V |
| 6.Working Voltage (工作电压) | 1200V |
| 7.Rated Current (额定电流) | 2.0A |
| 8.Shell material(壳体材质) | Brass (chromium plating) shell and chuck nut/(nickel plating) pin sleeve and middleware/黄铜(镀铬)外壳和夹头螺母/(镀镍)插销套和中间件 |
| 9.Pin Material(插针材料) | Copper alloy gold plating(铜合金镀金) |
| 10.Insulator material(绝缘体材质) | PPS |

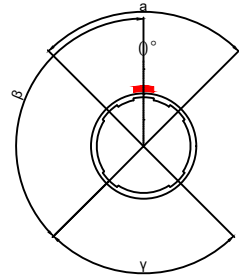


| | A | L | M | S1 | S2 |
|----|--------|--------|--------|--------|--------|
| MM | φ13.5 | 42 | 33 | 10.0 | 9 |
| in | 0.5315 | 1.6535 | 1.2992 | 0.3937 | 0.3543 |

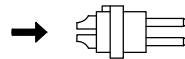
| Sum up(总结) | |
|-----------------------------|--|
| Series(系列) | B |
| Shell style/model (外壳样式/型号) | TEG: Straight plug, cable collet, front seal and nut for fitting a bend relief (IP 54 when mated) 直塞、电缆夹头、前密封件和用于安装弯曲凸起(配对时IP54) |
| Button (按键) | A button(一个按键) |
| Termination type (终止类型) | Male solder(公焊锡) |
| Line diameter awg(线材直径) | 34-28AWG |
| Cable diameterφ (电缆直径) | φ6.3-7.2MM |
| Matching parts(配件) | ZGG.1B.P14.CLL |



Welded surface (焊接面)



Positive view (正视图)



Solder core (焊接型公胶芯)

| Location pin combination (定位销组合) | | | |
|----------------------------------|-----------------------------------|-----------|-------------------------|
| (编号) Number | Number of positioning pins(定位销数量) | Angle(角度) | Series(系列)--1B |
| G | One(1) | | (Zero degrees)0° |
| A | Two(2) | A | Thirty degrees(30°) |
| B | Two(2) | | Sixty degrees(60°) |
| C | Two(2) | | Ninety degrees(90°) |
| D | Two(2) | β | 135 degrees(135°) |
| E | Two(2) | | 145 degrees(145°) |
| F | Two(2) | | 155 degrees(155°) |
| J | Two(2) | γ | Forty-five degrees(45°) |
| K | Two(2) | | Seventy degrees(70°) |
| L | Two(2) | | 80 degrees(80°) |

| | A | B | C√ | ANGLE | |
|--------|--------|--------|--------|---------|-------|
| 5-10 | ±0.02 | ±0.05 | ±0.1 | 0°-30° | ±0.1° |
| 50-100 | ±0.1 | ±0.15 | ±0.2 | 61°-90° | ±0.5° |
| 50-100 | ±0.15 | ±0.2 | ±0.25 | | |
| 100- | ±0.15% | ±0.20% | ±0.25% | | |

TE G. 1B. P14. CLAD 72 H

- Model(型号)
- Positioning pin(定位销)
- Series(系列)
- Needle core configuration(针芯配置)
- Outer casing(外壳)
- Insulator(绝缘体)
- Needle core(针芯)
- Type of clamp(线夹类型)
- Cable diameter(电缆直径)

SH means a sheath type, not a cover type. (H表示护套型, 不表示为不带护套型)

| | | | | | | |
|----------------------------------|--|----------|--------------------------------------|---------------|----------|--|
| DESIGNED (设计) | | DATE(日期) | | SCALE(比例) | N/A(不适用) | MODEL TYPE 型号类型: TEG.1B.P14.CLAD.72H |
| CHECKED (校对) | | DATE(日期) | | VIEW(视图) | | PART NO. 1B14-core plug 名称: 1B14芯插头 |
| APPROVED (审核) | | DATE(日期) | | UNIT(单位) | MM | DWG NO.: |
| REVISIONS | | | | MATERIAL (材料) | | |
| www.helloxkb.com www.helloxkb.cn | | | XKB INDUSTRIAL PRECISION CO.,LIMITED | | | WEIGHT(重量) SHEET(表) REVISION(修订) 1/1 A0 |